















2009 Kit of Parts - Checklist

Container	Part Description & Number	Qty	Photo
<input type="checkbox"/> AM Kit C-Base Chassis	C-Channel PN: am-0202	6	
<input type="checkbox"/> AM Kit C-Base Chassis	Corner Connect PN: am-0212	8	
<input type="checkbox"/> AM Kit C-Base Chassis	Gearbox Brace PN: am-0203	2	
<input type="checkbox"/> AM Kit C-Base Chassis	Gearbox Bracket PN: am-0204	2	
<input type="checkbox"/> AM Kit C-Base Chassis	3/8-16 x 7" screw PN: am-1055	4	
<input type="checkbox"/> AM Kit C-Base Chassis	1.86 PVC Spacer PN: am-0243	4	
<input type="checkbox"/> AM Kit C-Base Chassis	2.50 PVC Spacer PN: am-0244	4	

2009 Kit of Parts - Checklist

Container	Part Description & Number	Qty	Photo
<input type="checkbox"/> AM Kit C-Base Chassis	3/8-16 Nylock Nut PN: 87922050 (MSC)	4	
<input type="checkbox"/> AM Kit C-Base Chassis	1/4-20 x 1.75 SHCS PN: 71126155 (MSC)	32	
<input type="checkbox"/> AM Kit C-Base Chassis	1/4-20 x 5/8 SHCS PN: 80263072 (MSC)	8	
<input type="checkbox"/> AM Kit C-Base Chassis	1/4-20 Nylock Nut PN: 52591294 (MSC)	40	
<input type="checkbox"/> AM Kit C-Base Chassis	1/4" Washer PN:	8	
<input type="checkbox"/> AM Kit Loose	Wheel sprocket, 22-tooth #35, #10 mntg holes in a 1.875" D circle, 1.1" bore PN: am-0245	4	
<input type="checkbox"/> AM Kit Loose	Battery Connector Safety Plug PN: AM-0122	5	

2009 Kit of Parts - Checklist

Container	Part Description & Number	Qty	Photo
<input type="checkbox"/> AM Kit Loose	Rover wheel (aka 2009 FIRST Slick Wheel) 6" diameter, acetal tread, #10 mntg holes in a 1.875" D circle PN: am-0210	4	
<input type="checkbox"/> AM Kit Loose	Wheel bearings Double Shielded, ID: 0.375", OD: 1.125", Width: 0.375" PN: am-0209	8	
<input type="checkbox"/> AM Kit Loose	Sprocket spacers #10 mntg holes in a 1.875" D circle PN: am-0207	4	
<input type="checkbox"/> AM Kit Toughbox Kit	Mount Plate PN: am-0155	2	
<input type="checkbox"/> AM Kit Toughbox Kit	Shaft Plate PN: am-0261	2	
<input type="checkbox"/> AM Kit Toughbox Kit	Output shaft PN: am-0153	2	
<input type="checkbox"/> AM Kit Toughbox Kit	Extrusion cover PN: am-0260	2	

2009 Kit of Parts - Checklist

Container	Part Description & Number	Qty	Photo
<input type="checkbox"/> AM Kit Toughbox Kit	Large Cluster Gear PN: am-0149	2	
<input type="checkbox"/> AM Kit Toughbox Kit	Large Output Gear PN: am-0150	2	
<input type="checkbox"/> AM Kit Toughbox Kit	Small Hex Shaft PN: am-0152	2	
<input type="checkbox"/> AM Kit Toughbox Kit	Small Cluster Gear PN: am-0151	2	
<input type="checkbox"/> AM Kit Toughbox Kit	CIM Gear, 14 Tooth PN: am-0034	4	
<input type="checkbox"/> AM Kit Toughbox Kit	Spacer PN: Toughbox_d10	4	
<input type="checkbox"/> AM Kit Toughbox Kit	FR6ZZ bearing PN: am-0028	6	

2009 Kit of Parts - Checklist

Container	Part Description & Number	Qty	Photo
<input type="checkbox"/> AM Kit Toughbox Kit	FR8ZZ bearing PN: am-0030	2	
<input type="checkbox"/> AM Kit Toughbox Kit	1/4-20 x 2 SHCS PN: 71126239 (MSC)	8	
<input type="checkbox"/> AM Kit Toughbox Kit	1/4-20 nylock nut PN: 87922035 (MSC)	8	
<input type="checkbox"/> AM Kit Toughbox Kit	1/4" washer PN: 2994887 (MSC)	2	
<input type="checkbox"/> AM Kit Toughbox Kit	1/4-20 x 1/2 BHCS PN: 67563007 (MSC)	2	
<input type="checkbox"/> AM Kit Toughbox Kit	#10-32 x 1/2" SHCS PN: 9362336 (MSC)	8	
<input type="checkbox"/> AM Kit Toughbox Kit	2 x 2 x 14mm key PN: am-0032	4	

2009 Kit of Parts - Checklist

Container	Part Description & Number	Qty	Photo
<input type="checkbox"/> AM Kit Toughbox Kit	1/8" x 1/8" x 0.40 machine key PN: am-1018	2	
<input type="checkbox"/> AM Kit Toughbox Kit	5/16" clip PN: am-0033	4	
<input type="checkbox"/> AM Kit Toughbox Kit	1/2" E-Klip PN: am-0206	2	
<input type="checkbox"/> AM Kit Toughbox Kit	5/16" washer PN: 67491605 (MSC)	8	
<input type="checkbox"/> Controls Kit Bottom	Camera, Axis 206 206 color camera, MJPEG, 16MB RAM, 4MB Flash, 4mm lens, F2.0 PN: 288635	1	
<input type="checkbox"/> Controls Kit Bottom	Radio, Driver Station Simultaneous Dual-N Band Wireless Router, 2.4GHz & 5 GHz (includes adapter, ethernet PN: WRT610N	1	
<input type="checkbox"/> Controls Kit Bottom	Radio, Robot Dual-Band Wireless-N Gaming Adapter (includes adapter, ethernet cable, etc) PN: WGA600N	1	

2009 Kit of Parts - Checklist

Container	Part Description & Number	Qty	Photo
<input type="checkbox"/> Controls Kit Bottom	Speed Controller (Jaguar) Stellaris Brushed DC motor PN: MDL-BDC	4	
<input type="checkbox"/> Controls Kit Bottom	Joystick, Attack 3 11 programmable buttons, USB, symmetrical handle PN: 963291-0403	2	
<input type="checkbox"/> Controls Kit Bottom (NI Box)	Mobile Device Controller compactRIO, 400 MHz Freescale MPC5200 processor PN: NI-cRIO-FRC	1	
<input type="checkbox"/> Controls Kit Bottom (NI Box)	Analog Input Module 8 analog inputs, ± 10 V input range, 500 kS/s aggregate sampling rate, 12-bit resolution PN: 9201	2	
<input type="checkbox"/> Controls Kit Bottom (NI Box)	Digital I/O Module 32-channel digital I/O, 5 V/TTL, sinking/sourcing digital I/O, 1000 Vrms transient isolation, ± 30 V PN: 9403	2	
<input type="checkbox"/> Controls Kit Bottom (NI Box)	Digital Sourcing Module 8-channel, 100 μ s digital output, 6 to 30 V range, sourcing digital output PN: 9472	1	
<input type="checkbox"/> Controls Kit Top	Control Layout PN:	1	

2009 Kit of Parts - Checklist

Container	Part Description & Number	Qty	Photo
<input type="checkbox"/> Controls Kit Top Tray	Breakout board mounting hardware 4-40 x 0.75" PN: 92196A113	6	
<input type="checkbox"/> Controls Kit Top Tray	Adapter, camera, 2-lead use <i>this</i> adapter for power from your robot, use the adapter in the camera box for power from an PN: SA106A-0512-6	1	
<input type="checkbox"/> Controls Kit Top Tray	DB37 Extension Cable 3ft, beige, Male/Female PN: 02688	2	
<input type="checkbox"/> Controls Kit Top Tray	Dongle Enable/disable dongle for Driver Station, DE9 connector PN:	1	
<input type="checkbox"/> Controls Kit Top Tray	Wire, 14AWG, Red PN:	1	
<input type="checkbox"/> Controls Kit Top Tray	Wire, 10AWG, Red PN:	1	
<input type="checkbox"/> Controls Kit Top Tray	Wire, 10AWG, Black PN:	1	








2009 Kit of Parts - Checklist

Container	Part Description & Number	Qty	Photo
<input type="checkbox"/> Controls Kit Top Tray	Power connector, Wago 2-pole PN: 734-102	6	
<input type="checkbox"/> Controls Kit Top Tray	Analog Breakout PN: A003266	2	
<input type="checkbox"/> Controls Kit Top Tray	Solenoid Breakout PN: A003265	1	
<input type="checkbox"/> Controls Kit Top Tray	Power Distribution Board 8 40A outputs, 12 20/30A outputs, 5V, 12V, & 24V regulated outputs PN: A003206	1	
<input type="checkbox"/> Controls Kit Top Tray	Digital SideCar PN: A003333	2	
<input type="checkbox"/> Controls Kit Top Tray	Jumper female, 2-pin shunt PN: 68786-102LF	4	
<input type="checkbox"/> Controls Kit Top Tray	Servo 42 oz./in. peak torque, 0.19 sec./60° PN: HS-322HD OR HS-325HD	2	

2009 Kit of Parts - Checklist

Container	Part Description & Number	Qty	Photo
<input type="checkbox"/> Controls Kit Top Tray	Relay Module (Spike) 12V, 20A Max PN: SPIKE-RELAY-H	2	
<input type="checkbox"/> Controls Kit Top Tray	Speed Controller (Victor 884) VICTOR-884-12-12 PN: FR-VIC884	1	
<input type="checkbox"/> Controls Kit Top Tray	Driver Station PN: DS-06062008-1.0	1	
<input type="checkbox"/> Controls Kit Top Tray	AC Adapter (for Driver Station) 12VDC/1000mA,F2, 2.1mm x 5.5mm,UL/CSA PN: 100870	1	
<input type="checkbox"/> Controls Kit Top Tray	Power connector, cRio female, 4 poles PN: CTF040V8	2	
<input type="checkbox"/> Controls Kit Top Tray	FRC Software Bundle LabVIEW for FRC, WindRiver PN:	1	
<input type="checkbox"/> Controls Kit Top Tray	National Instruments Literature Packet PN:	1	








2009 Kit of Parts - Checklist

Container	Part Description & Number	Qty	Photo
<input type="checkbox"/> Controls Kit Top Tray	2-wire jumper cable 24" PN: 03203	5	
<input type="checkbox"/> Controls Kit Top Tray	Servo Y-splitter cable 12" PN: 788 (modified, plastic covers removed)	2	
<input type="checkbox"/> Controls Kit Top Tray	RC Extension cable 36", 22AWG wire, male/female PN: RC-218FJ36	8	
<input type="checkbox"/> Controls Kit Top Tray	20Amp circuit breaker auto-reset PN: VB3-A20-F57	5	
<input type="checkbox"/> Controls Kit Top Tray	30Amp circuit breaker auto-reset PN: VB3-A30-F57	2	
<input type="checkbox"/> Controls Kit Top Tray	40Amp circuit breaker auto-reset PN: MX5-A40	4	
<input type="checkbox"/> Controls Kit Top Tray	Cable Assembly, Ethernet 2ft, gray PN: 219241-2	1	








2009 Kit of Parts - Checklist

Container	Part Description & Number	Qty	Photo
<input type="checkbox"/> Controls Kit Top Tray	Cable Assembly, Ethernet crossover 5ft, orange PN: 219153-3	1	
<input type="checkbox"/> Controls Kit Top Tray	Wire, 18AWG, Red PN:	1	
<input type="checkbox"/> Controls Kit Top Tray	Wago Tool PN:	1	
<input type="checkbox"/> Controls Kit Top Tray	Wind River Installation Notes PN:	1	
<input type="checkbox"/> Flowers Tote Brass fittings bag	Brass bag PN: PKT12326	1	
<input type="checkbox"/> Flowers Tote Loose	Wire, 6AWG, Black 10', #6 AWG, Black PN: M3391-101	1	
<input type="checkbox"/> Flowers Tote Loose	Wire, 6AWG, Red 10', #6 AWG, Red PN: M3391-102	1	

2009 Kit of Parts - Checklist

Container	Part Description & Number	Qty	Photo
<input type="checkbox"/> Flowers Tote Loose	Denso Window Motor - Left 12V DC PN: 262100-3040	1	
<input type="checkbox"/> Flowers Tote Loose	Denso Window Motor - Right 12V DC PN: 262100-3030	1	
<input type="checkbox"/> Flowers Tote Loose	Compact Fan (Large) 12 Vdc PN: 4212/12H-520 or 4212/2-534	2	
<input type="checkbox"/> Flowers Tote Loose	Terminal Lugs 6-14 ga solderless lug, mechanical PN: KPA4CUP	8	
<input type="checkbox"/> Flowers Tote Loose	Tie wraps, 4" UNIRAP, 4", black, 100 ct PN: CT18075C	1	
<input type="checkbox"/> Flowers Tote Loose	Tie wraps, 8" UNIRAP, 8", black, 100 ct PN: CT50175C	1	
<input type="checkbox"/> Flowers Tote Loose	Terminal Lugs 6-14 ga solderless lug, compression, copper PN: YAZV6CTC14FX	8	

2009 Kit of Parts - Checklist

Container	Part Description & Number	Qty	Photo
<input type="checkbox"/> Flowers Tote Loose	Motor/Gearbox assembly 12VDC w/ 19 tooth pinion, -9015 motor PN: 00968-2910	2	
<input type="checkbox"/> Flowers Tote Loose	Pnuematic tubing, yellow (1/4 OD x 0.160 ID) x 50' length PN: 1J-151-48P-FW	1	
<input type="checkbox"/> Flowers Tote Loose	Air Compressor 12VDC PN: 405ADC38/12	1	
<input type="checkbox"/> Flowers Tote Loose	Globe Motor 12Vdc with drive assembly PN: 409A587	2	
<input type="checkbox"/> Flowers Tote Loose	Lead Screw w/ nut PN: BF6029 or BF7030 x 13"	1	
<input type="checkbox"/> Flowers Tote Loose	Keyang motor, 12-tooth PN: 16631023	1	
<input type="checkbox"/> Flowers Tote Loose	Pool Noodle Sample bumper material PN:	1	








2009 Kit of Parts - Checklist

Container	Part Description & Number	Qty	Photo
<input type="checkbox"/> Flowers Tote Loose	Flowers Tote 27" x 17" x 12", Attached lid PN: DC2717-12	1	
<input type="checkbox"/> Flowers Tote Loose	Battery Charger 12V, 6Amp automatic PN: SC-600A	1	
<input type="checkbox"/> Flowers Tote Loose	Lazy Susan 12" PN: 12C	1	
<input type="checkbox"/> Kamen Tote Automation Direct pack	IEC Rotary Limit Switch PN: AAP2T51Z11	1	
<input type="checkbox"/> Kamen Tote Automation Direct pack	Terminal blocks 12 pole w/ wire protector PN: BM-M092CS	2	
<input type="checkbox"/> Kamen Tote Automation Direct pack	Push button PN: GCX1125	2	
<input type="checkbox"/> Kamen Tote Bracket Hardware	standoff, male/female (for DS and DSC) 4-40, 0.187' long PN: 219-1048	6	

2009 Kit of Parts - Checklist

Container	Part Description & Number	Qty	Photo
<input type="checkbox"/> Kamen Tote Bracket Hardware	Nut, bracket assembly 4-40, keps PN: 1137403	16	
<input type="checkbox"/> Kamen Tote Bracket Hardware	Screw, servo mounting 4-40, 3/4" PN: 1128667	4	
<input type="checkbox"/> Kamen Tote Bracket Hardware	Screw, camera pivot 8-32, 3/8" PN: 1172396	1	
<input type="checkbox"/> Kamen Tote Bracket Hardware	Nut, camera pivot 8-32, nylock PN: 1170856	1	
<input type="checkbox"/> Kamen Tote Bracket Hardware	Screw, horn/bracket assembly 4-40, 3/8" PN: 1172482	8	
<input type="checkbox"/> Kamen Tote Bracket Hardware	Screw, hex, servo mount 4-40, 1/2", low profile PN: 0170662	4	
<input type="checkbox"/> Kamen Tote Bracket Hardware	Nylon spacer 1/4" PN:	4	

2009 Kit of Parts - Checklist

Container	Part Description & Number	Qty	Photo
<input type="checkbox"/> Kamen Tote Bracket Hardware	spring lock washer #4 screw size PN: 91102A720	4	
<input type="checkbox"/> Kamen Tote Camera Bracket Kit	Axis Case PN: Axis Case	1	
<input type="checkbox"/> Kamen Tote Camera Bracket Kit	Base PN: Axis Case	1	
<input type="checkbox"/> Kamen Tote Camera Bracket Kit	Pan Plate PN: Axis Case	1	
<input type="checkbox"/> Kamen Tote Camera Bracket Kit	Servo Brace PN: Axis Case	1	
<input type="checkbox"/> Kamen Tote Gates pack	Compact fan (mini) 12 Vdc PN: 412	6	
<input type="checkbox"/> Kamen Tote Gates pack	Supporting sprocket PN: 16-5M09-6FA3	2	

2009 Kit of Parts - Checklist

Container	Part Description & Number	Qty	Photo
<input type="checkbox"/> Kamen Tote Gates pack	Larger Supporting sprocket PN: 32-5M15-6A3	2	
<input type="checkbox"/> Kamen Tote Gates pack	Sprocket 56 tooth, 15mm wide, HTD unfinished minimum plain bore sprocket PN: 56-5M15-6A5	2	
<input type="checkbox"/> Kamen Tote Gates pack	Belting 535 mm long, 9mm wide, 5mm pitch GT2 belt PN: 5MR-535-09	1	
<input type="checkbox"/> Kamen Tote Gates pack	Belting 535 mm long, 15mm wide, 5mm pitch GT2 belt PN: 5MR-535-15	1	
<input type="checkbox"/> Kamen Tote Gates pack	Belting 900mm long, 15mm wide, 5mm pitch GT2 belt PN: 5MR900-15	1	
<input type="checkbox"/> Kamen Tote Gates pack	Microswitch PN: V7-2B17D8-048	2	
<input type="checkbox"/> Kamen Tote Gates pack	Teflon tape roll, 1/4" x 520' PN:	1	

2009 Kit of Parts - Checklist

Container	Part Description & Number	Qty	Photo
<input type="checkbox"/> Kamen Tote Gates pack	Latex Tubing 1/4" ID x 3/8" OD x 5' L PN: 5234k44	1	
<input type="checkbox"/> Kamen Tote Gates pack	Mabuchi motor PN: RS385SH-2270	2	
<input type="checkbox"/> Kamen Tote Gates pack	Secondary Regulator PN: 101-3002-1	1	
<input type="checkbox"/> Kamen Tote Gates pack	Secondary Regulator Bracket Mounting bracket PN: 13536	1	
<input type="checkbox"/> Kamen Tote Gates pack	Master Link for Chain #35 Link PN:	4	
<input type="checkbox"/> Kamen Tote Gates pack	Pressure Switch Opens 115psi; Closes 95psi PN: SM-2B-115R/443	1	
<input type="checkbox"/> Kamen Tote Gates pack	Main Regulator, adjustable PN: R07-100-RNEA	1	

2009 Kit of Parts - Checklist

Container	Part Description & Number	Qty	Photo
<input type="checkbox"/> Kamen Tote Gates pack	Main Regulator Mounting Kit Bracket and Nut PN: 18-025-003	1	
<input type="checkbox"/> Kamen Tote Gates pack	Pressure Gauge 1/8" NPT, 0 - 160 psi PN: 18-013-212	1	
<input type="checkbox"/> Kamen Tote Gates pack	Circuit Breaker 120A, Automotive style PN: CB3-SM-120	1	
<input type="checkbox"/> Kamen Tote Gates pack	Pressure Gauge 1/8" NPT, 0 - 160 psi PN: 9690242	1	
<input type="checkbox"/> Kamen Tote Gates pack/US Digital bag	OEM Miniature Optical Kit Encoder 250 CPR, 1/4" bore PN: E4P-250-250-D-D-D-B	2	
<input type="checkbox"/> Kamen Tote Gates pack/US Digital bag	4-pin encoder connector 26AWG wire PN: CA-MIC4-W4-NC-1	2	
<input type="checkbox"/> Kamen Tote igus bag	DryLin S Aluminum Shaft 24" Hard Anodized PN: AWI-10	2	


2009 Kit of Parts - Checklist

Container	Part Description & Number	Qty	Photo
<input type="checkbox"/> Kamen Tote igus bag	igubal Flange Bearing PN: EFOI-10	2	
<input type="checkbox"/> Kamen Tote igus bag	igubal Rod End Bearing PN: EBRI-10R	2	
<input type="checkbox"/> Kamen Tote igus bag	Energy Chain Cable Carrier 3ft long PN: 045-10-018-0	1	
<input type="checkbox"/> Kamen Tote igus bag	Energy Chain Mounting Bracket Set PN: 0450-10-12	1	
<input type="checkbox"/> Kamen Tote igus bag	DryLin N Linear Guide System PN: NK02-40-2-610	1	
<input type="checkbox"/> Kamen Tote igus bag	iglide bearing PN: JSI-1012-08	4	
<input type="checkbox"/> Kamen Tote igus bag	iglide bearing PN: JFI-1012-08	4	

2009 Kit of Parts - Checklist

Container	Part Description & Number	Qty	Photo
<input type="checkbox"/> Kamen Tote igus bag	iglide bearing PN: MTI-10	4	
<input type="checkbox"/> Kamen Tote igus bag	iglide bearing PN: MCI-06-02	4	
<input type="checkbox"/> Kamen Tote Loose	Orbit Ball PN:	1	
<input type="checkbox"/> Kamen Tote Loose	Target material, pink 1000 Denier Cordura Fabric, hot pink, #1201 PN:	1	
<input type="checkbox"/> Kamen Tote Loose	Target material, green 1000 Denier Cordura Fabric, flourescent green, #1089 PN:	1	
<input type="checkbox"/> Kamen Tote Loose	Trailer Hitch Spacer 1" square, 7" long PN:	1	
<input type="checkbox"/> Kamen Tote Loose	Quick-Disconnect Battery Connector #6 wire pair, red & black, 12" tail PN: 6331G1	4	


2009 Kit of Parts - Checklist

Container	Part Description & Number	Qty	Photo
<input type="checkbox"/> Kamen Tote Loose	Accumulator Volume tank, 2" bore by 6" long PN: AVT-32-16	2	
<input type="checkbox"/> Kamen Tote Loose	Solenoid valve 12V DC solenoid single valve PN: 13026684	1	
<input type="checkbox"/> Kamen Tote Loose	Gloves, pair PN: 2RA69	1	
<input type="checkbox"/> Kamen Tote Loose	2.5" CIM Motor 12V DC, 2.5" diameter PN: FR801-001	2	
<input type="checkbox"/> Kamen Tote Loose	Kamen Tote 27" x 17" x 12", Attached lid PN: DC2717-12	1	
<input type="checkbox"/> Kamen Tote Loose	Chain #35, 10' length PN:	2	
<input type="checkbox"/> Kamen Tote Loose	Output sprocket #35, 15 Tooth, 1/2" bore, 1/8" keyway PN: 36684974 / H35B15F-1/2	4	

2009 Kit of Parts - Checklist

Container	Part Description & Number	Qty	Photo
<input type="checkbox"/> <p>Kamen Tote Loose</p>	Coupler, Denso motor black, injection molded plastic, 6 tooth PN: Denso-6	2	
<input type="checkbox"/> <p>Kamen Tote Loose</p>	Coupler, Keyang motor, 12 tooth PN: Keyang-12	1	
<input type="checkbox"/> <p>Kamen Tote Loose</p>	Panel signal device 12V Light PN: 855PB-B12ME522	1	
<input type="checkbox"/> <p>Kamen Tote Terminal bag</p>	Ring Terminal PIDG, #6 stud, 24-20AWG PN: 323986	4	
<input type="checkbox"/> <p>Kamen Tote Terminal bag</p>	Ring Terminal PIDG, #6 stud, 16-14AWG PN: 320619	10	
<input type="checkbox"/> <p>Kamen Tote Terminal bag</p>	Ring Terminal #6ga- 1/4" stud, Plasti-Grip PN: 52042-3	10	
<input type="checkbox"/> <p>Kamen Tote Terminal bag</p>	Ring Terminal 12-10ga Ring Lugs, PIDG PN: 35149	10	

2009 Kit of Parts - Checklist

Container	Part Description & Number	Qty	Photo
<input type="checkbox"/> Kamen Tote Terminal bag	Quick Disconnect, female 10-12ga, .250d, FASTON PN: 4-520448-2	20	
<input type="checkbox"/> Kamen Tote Terminal bag	Quick Disconnect, female 16-14ga, .250d, FASTON PN: 3-520408-2	10	
<input type="checkbox"/> Kamen Tote Terminal bag	Quick Disconnect, male 12-10ga, .250d PN: 4-521098-2	10	
<input type="checkbox"/> Kamen Tote Terminal bag	Spade terminal PIDG, #8 stud, 12-10 AWG PN: 32588	20	
<input type="checkbox"/> Separate Item Loose	Motor, RS-545 PN:	2	
<input type="checkbox"/> Separate Item Loose	Sensor Board - Acclerometer PN:	1	
<input type="checkbox"/> Separate Item Loose	Sensor Board - Gyroscope PN:	1	

2009 Kit of Parts - Checklist

Container	Part Description & Number	Qty	Photo
<input type="checkbox"/> <p>Separate Item Loose</p>	<p>Battery 12 volt, 18 AH, Non-Spillable</p> <p>PN: ES17-12</p>	2	
<input type="checkbox"/> <p>Separate Item Loose</p>	<p>Relief Valve 120 psi relief valve</p> <p>PN: 16-004-011</p>	1	
<input type="checkbox"/> <p>Virtual N/A</p>	<p>Autodesk Inventor Professional 2009 www.autodesk.com/firstplace (10 licenses per team)</p> <p>PN:</p>	1	
<input type="checkbox"/> <p>Virtual N/A</p>	<p>Autodesk 3ds Max 2009 www.autodesk.com/firstplace (5 licenses per team)</p> <p>PN:</p>	1	
<input type="checkbox"/> <p>Virtual N/A</p>	<p>Custom Bimba Cylinders www.bimba.com</p> <p>PN:</p>	3	
<input type="checkbox"/> <p>Virtual N/A</p>	<p>Altium Designer www.altium.com/frc2009</p> <p>PN:</p>	1	
<input type="checkbox"/> <p>Virtual N/A</p>	<p>PTC Pro/ENGINEER http://www.ptc.com/go/frcregistration</p> <p>PN:</p>	1	

2009 Kit of Parts - Checklist

Container	Part Description & Number	Qty	Photo
<input type="checkbox"/> Virtual N/A	PTC Windchill http://www.ptc.com/go/frcregistration PN:	1	
<input type="checkbox"/> Virtual N/A	PTC Mathcad http://www.ptc.com/go/frcregistration PN:	1	